



Eva J. Henry - District #1
Charles "Chaz" Tedesco - District #2
Emma Pinter - District #3
Steve O'Dorisio - District #4
Mary Hodge - District #5

**STUDY SESSION AGENDA
TUESDAY
May 14, 2019**

ALL TIMES LISTED ON THIS AGENDA ARE SUBJECT TO CHANGE

11:00 A.M.	ATTENDEE(S):	Dr. John Douglas
	ITEM:	Tri-County Health Department Spring Update
12:00 P.M.	ATTENDEE(S):	Nancy Duncan
	ITEM:	Second Amendment to the 2019 Adopted Budget
12:30 P.M.	ATTENDEE(S):	Raymond Gonzales
	ITEM:	Administrative Item Review / Commissioners Communication
1:00 P.M.	ATTENDEE(S):	Adam Burg / Eliza Schultz / Elisabeth Rosen
	ITEM:	State Lobbyists Update

(AND SUCH OTHER MATTERS OF PUBLIC BUSINESS WHICH MAY ARISE)

AGENDA IS SUBJECT TO CHANGE



STUDY SESSION AGENDA ITEM

DATE: May 14, 2019
SUBJECT: Annual Public Health Update to Commissioners
FROM: John M. Douglas, Jr., MD
AGENCY/DEPARTMENT: Tri-County Health Department
ATTENDEES: John M. Douglas, Jr., MD, Executive Director Jennifer Ludwig, Deputy Director Brian Hlavacek, Environmental Health Director Mellissa Sager, Policy and Intergovernmental Affairs Manager
PURPOSE OF ITEM: To provide an update on TCHD activities and important public health issues.
STAFF RECOMMENDATION: Informational

BACKGROUND:

Tri-County Health Department serves the 1.5 million residents in Adams, Arapahoe and Douglas Counties. Each spring, Dr. Douglas meets with each set of County Commissioners to keep them apprised of TCHD's programs, activities and current and emerging public health issues. This year, Dr. Douglas' update will consist of recent public health issues of importance (e.g., communicable disease outbreaks, environmental health issues, legislation impacting public health), population level health data, and our newly developed Public Health Improvement Plan

AGENCIES, DEPARTMENTS OR OTHER OFFICES INVOLVED:

None.

ATTACHED DOCUMENTS:

PowerPoint Presentation

FISCAL IMPACT:

Please check if there is no fiscal impact ☒. If there is fiscal impact, please fully complete the section below.

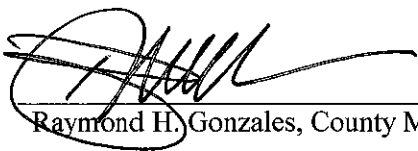
Fund:**Cost Center:**

	Object Account	Subledger	Amount
Current Budgeted Revenue:			
Additional Revenue not included in Current Budget:			
Total Revenues:			

	Object Account	Subledger	Amount
Current Budgeted Operating Expenditure:			
Add'l Operating Expenditure not included in Current Budget:			
Current Budgeted Capital Expenditure:			
Add'l Capital Expenditure not included in Current Budget:			
Total Expenditures:			

New FTEs requested: ☐ YES ☐ NO

Future Amendment Needed: ☐ YES ☐ NO

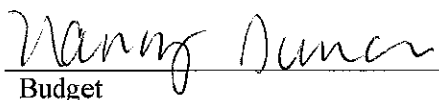
Additional Note:**APPROVAL SIGNATURES:**

Raymond H. Gonzales, County Manager

Alisha Reis, Deputy County Manager

Bryan Ostler, Deputy County Manager

Chris Kline, Deputy County Manager

APPROVAL OF FISCAL IMPACT:
Budget

Tri-County Health Department Adams Board of County Commissioners 2019 Briefing

John M. Douglas, Jr., MD

Executive Director

Tri- County Health Department

May 14, 2019

Overview

- Core Public Health
 - Communicable Diseases—recent outbreaks
 - Teen Pregnancy Prevention
 - Environmental Health
 - Water
 - Air quality
- Data update
- New Public Health Improvement Plan
- Legislative matters

Mumps & Chickenpox Outbreak

ICE Contract Detention Facility, Aurora, CO

Mumps: 15 cases during January to April 2019

- 8 cases were infected before arriving at the facility
- 7 cases were exposed and infected at the facility
- No housing units currently in quarantine

Chickenpox: 9 cases during January to April 2019

- 6 cases were infected before arriving at the facility
- 3 cases were exposed and infected at the facility
- 1 housing unit currently in quarantine

MMR vaccination:

- Detainees
 - Initially offered MMR vaccination to all detainees to raise vaccination rates quickly
 - New detainees offered vaccine shortly after arrival
 - Weekly detainee vaccination rates have ranged from 68 to 85%
 - Vaccination has curbed the outbreak
- GEO Staff
 - TCHD conducted 5 on-site vaccination clinics for staff
 - 80% of staff received a vaccine

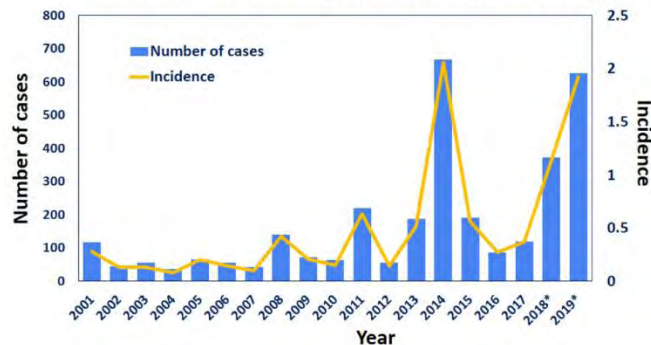


Growing Risk of Measles

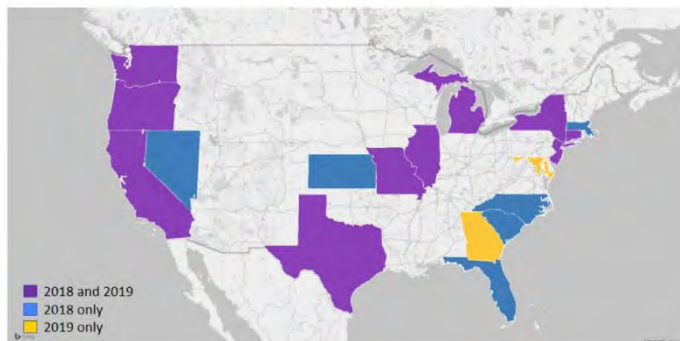
GLOBAL HEALTH

Measles Outbreak Infects 695, Highest Number Since 2000

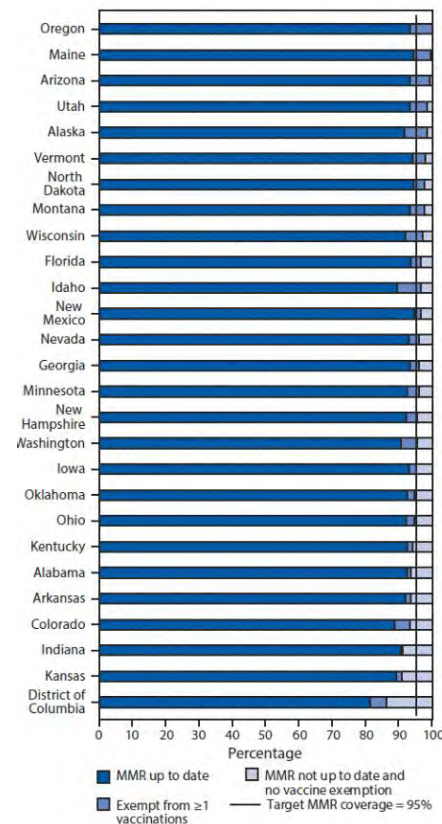
Number and Incidence of Reported Measles Cases – U.S., 2001 – April 2019* (N=3215)



Jurisdictions reporting ≥ 1 outbreak-related case, 2018-2019*



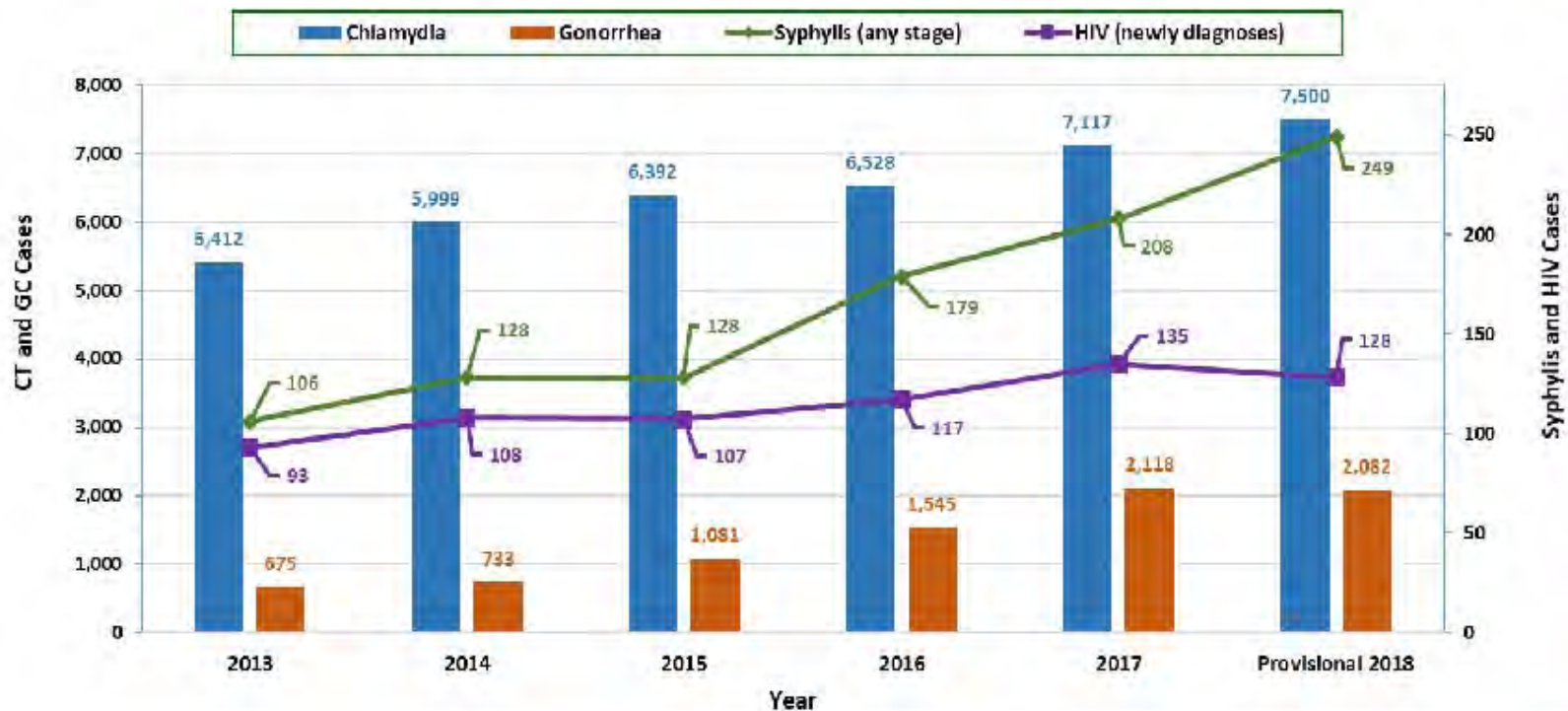
Estimated Percentage of Kindergartners with Documented MMR Vaccine, 2017-18



MMWR
Oct 12, 2018

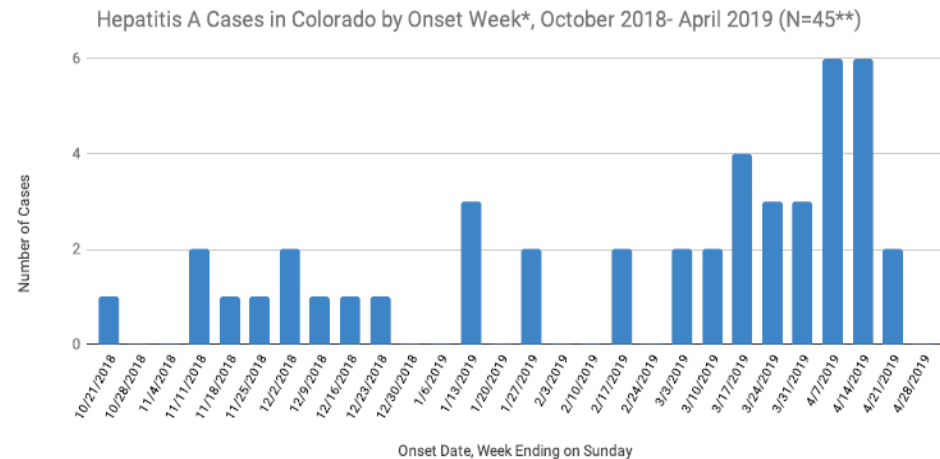
Ongoing Increases in STI

Number of Sexually Transmitted Infections, Tri-Counties, 2013-2018



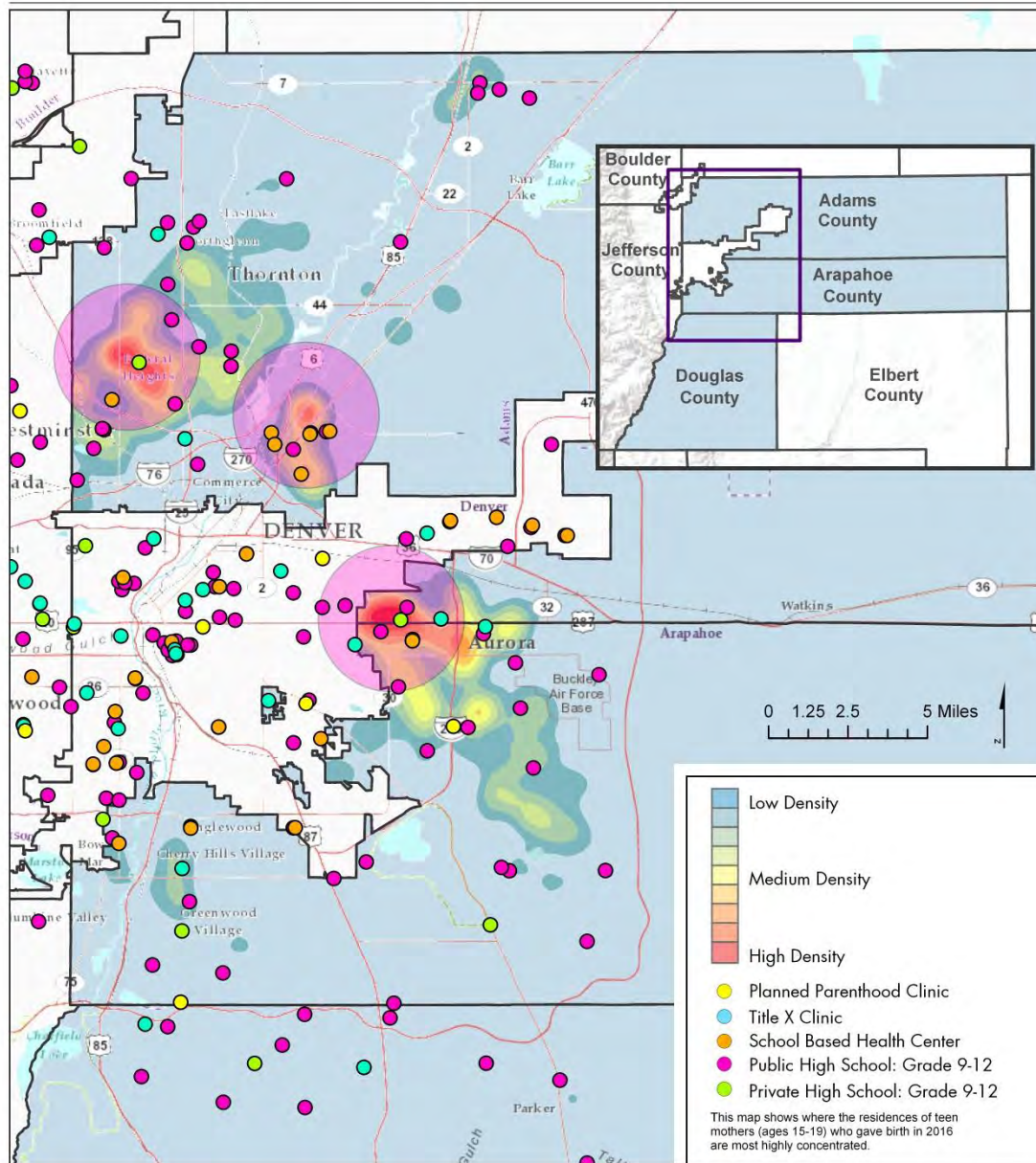
Hepatitis A Outbreak

- Colorado has seen a rise in Hepatitis A (HAV) cases
 - Total of 45 cases HAV in Colorado
 - 1 case of HAV in the TCHD jurisdiction
- Experiencing homelessness and using street drugs identified as risk factors
- Vaccination for prevention
 - 21 outreach clinics
 - 242 vaccinations



Hot Spots of Teen Births: 2016

Adams, Arapahoe, and Douglas Counties

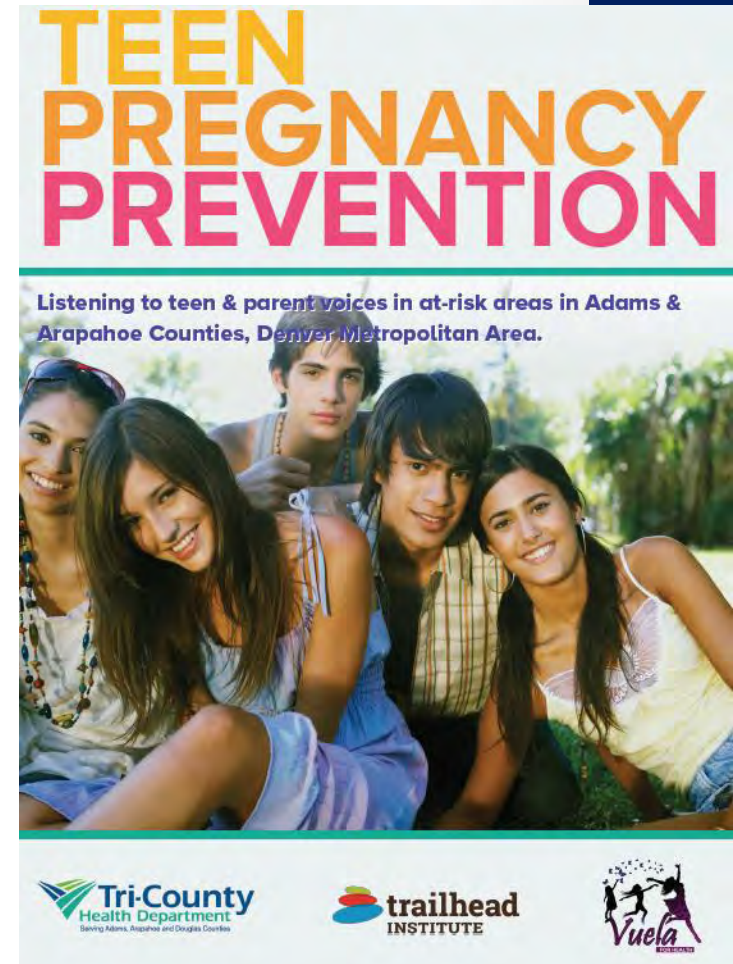


Source: Vital Statistics, CDPHE

Clinics &
High
Schools
within 3-
mile
radius

Engaging the Community: Understanding Teen Pregnancy in High Prevalence Areas

- Grant from CO Trust to TCHD 2018
- Interviews, focus groups with students & parents
- Key findings
 - Recognition that teen pregnancy not optimal
 - Conversations between parents & teens awkward
 - School sex ed limited
- Recommendations
 - Better education for parents
 - Encourage better communication between teens and parents, partners
 - Improve school sex ed (more timely, consistent, & detailed information)



Perfluorinated Compounds (PFCs) in Quebec/I-270 Corridor

- PFCs
 - Family of synthetic chemicals (3000+) with heat/stain resistant properties (e.g., Teflon, Scotchguard, firefighting foam)
 - Concerns arising nationally (eg, El Paso Co 2016, Boulder County 2018)
- Detected in South Adams County water July 2018
 - Levels in several groundwater wells high
 - Levels in drinking water below EPA health advisory
 - District water is safe for consumers

YOUR HEALTH

Scientists Dig Into Hard Questions About The Fluorinated Pollutants Known As PFAS

April 22, 2019 · 5:01 AM ET
Heard on Morning Edition



Meghan Trubee, Water Quality Control Division | 303-692-6351 | meghan.trubee@state.co.us
Theresa DeMouy, South Adams County Water & Sanitation District | 720-206-0560 | tdemouy@sacwdsd.org
Lisa McClain-Vanderpool, Environmental Protection Agency | 303-312-6077 | mcclain-vanderpool.lisa@epa.gov
Gary Sky, Tri-County Health Department | 720-200-1529 | gsky@tchd.org

For immediate release: July 12, 2018

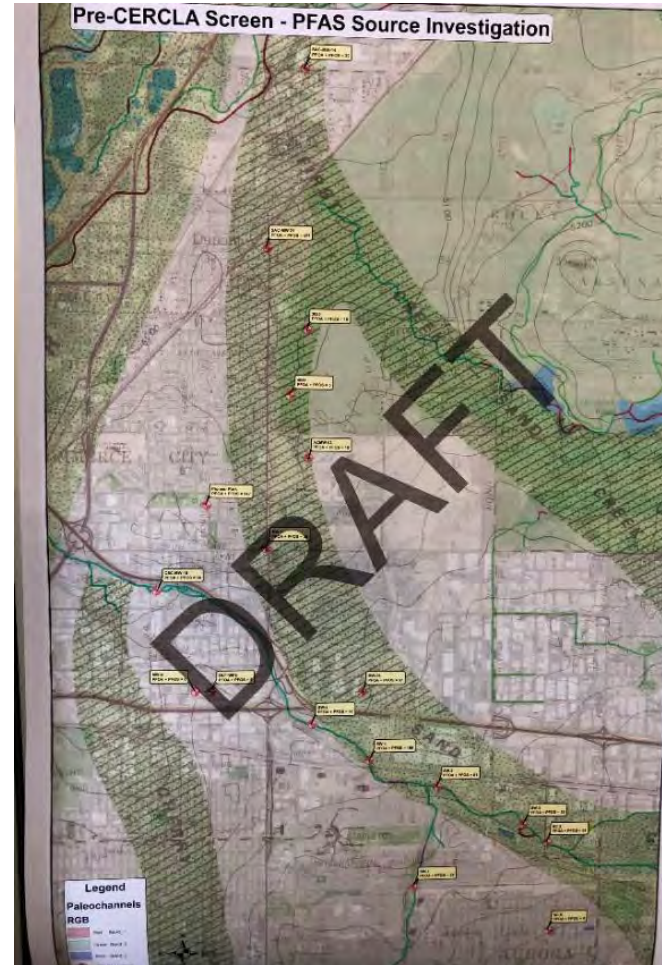
Perfluorinated compounds detected in water within the Quebec/I-270 Corridor

The South Adams County Water and Sanitation District recently detected elevated perfluorinated compounds (referred to as PFCs or PFAS) in samples of water tested from certain shallow groundwater wells in the Quebec/I-270 corridor that feed into the district's water supply prior to treatment. The district treats its raw water before delivering the final drinking water to its customers. The resulting levels of PFOA and PFOS in the district's final treated water supply are below the 2016 U.S. EPA health advisory limit of 70 parts per trillion (ppt). The district will continue to monitor for PFCs/PFAS.

The district has taken further steps to ensure its drinking water is safe. This includes increasing the amount of water it receives from other sources to blend with treated water and also evaluating ways to optimize treatment to respond to the presence of PFCs/PFAS in groundwater. For more information about the district's water, please visit its website: www.sacwdsd.org, call 303-287-6454 or email questions to wqinfo@sacwdsd.org.

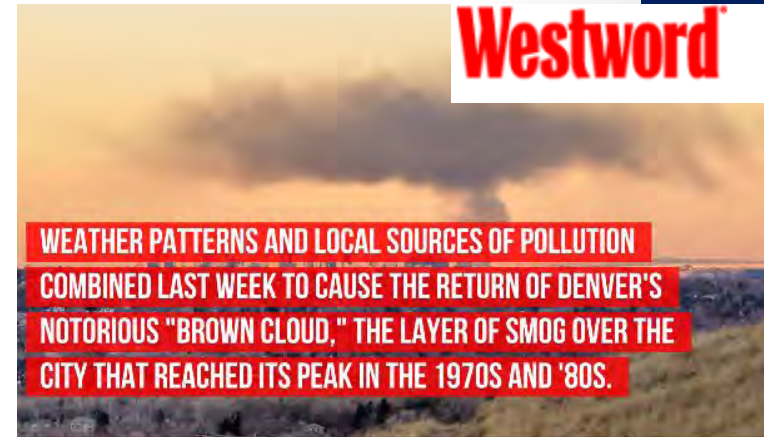
Response to PFC Contamination in Quebec/I-270 Corridor

- TCHD coordinating with EPA, CDPHE, SACWSD, City of DDPHE
- TCHD conducted outreach to private well owners to offer PFC testing
 - 3/7 with levels \geq EPA Health Advisory Level
- Other sampling being conducted by CDPHE and DDPHE
 - Analysis incomplete but at least several other positive samples
- Collaborative Technical Workgroup in process of collating results to identify source.



Emerging Health Issue: Air Quality

- WHO considers one of top 10 global health threats
- Worsening in Metro area over past decade, ranked #12 in 2018
- Primary issues
 - Ozone
 - Oil/gas-specific issues
 - Greenhouse gases
- Health concerns
 - Respiratory disease
 - CV disease
 - Cancer
 - Warming climate



Why Denver's Brown Cloud Is Back — and Why It Might Get Worse

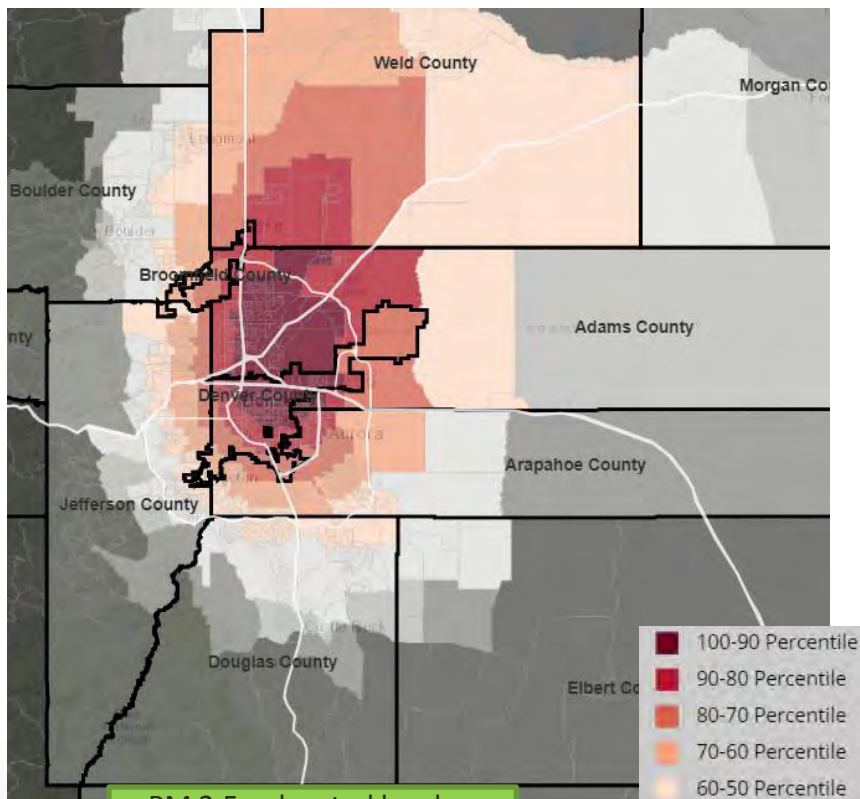


STATE OF THE AIR 2019
20th ANNIVERSARY

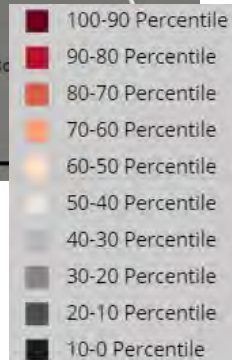


Air Quality Issues

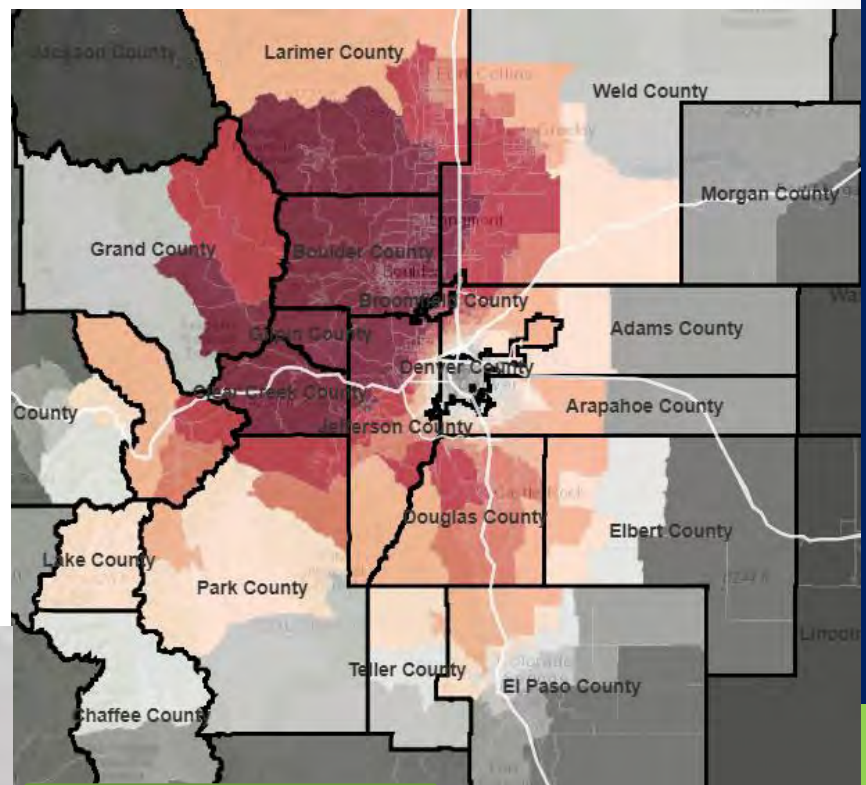
PM 2.5



--PM 2.5: elevated levels associated with lung and heart disease




Ozone



--Ozone: elevated levels associated with asthma and lung disease

Monitoring Air Quality in Adams County



Summary of CDPHE Adams County Monitoring:

Site	Ozone	CO	NOx	SO ₂	PM 10	PM 2.5	PM 2.5 Speciation	Meteorology
Welby 3174 E. 78 Ave	X	X	X	X	X			X
Adams County 4201 E. 72 Ave					X	X	X	

Table 2 Summary of Monitoring Options

Focus of Monitoring Effort	Pollutants	Monitoring options	Total initial cost	Total Annual cost
General air quality, particularly particulate matter and ozone precursors	O ₃ , CO, NO _x , SO ₂ , PM10, PM2.5, meteorology (wind speed, direction, temp, humidity)	Permanent Monitoring Site	\$435,000 (includes initial setup, annual operation and FTE)	\$185,000 (includes annual operation and FTE)
		Mobile monitoring platform	\$315,000 (includes initial setup, annual operation, FTE)	\$185,000 (includes annual operation and FTE)
	PM10, PM2.5, meteorology, (some pollutants can be added such as VOCs or O ₃)	Temporary (tripod)	\$235,000 (includes initial setup, annual operation, FTE)	\$185,000 (includes annual operation and FTE) – Costs will increase for added pollutants
Localized concerns, Oil & Gas related, particularly VOCs that may be released during exploration, development & production	30-50 VOCs / HAPs	Real-time (collected and analyzed on site by Auto GC)	-	-
		—Continuous	\$375,000 (includes initial setup, annual operation and FTE)	\$155,000 (includes annual operation and FTE)
		—Intermittent (1 per 6 day)	\$360,000 (includes initial setup, annual operation and FTE)	\$140,000 (includes annual operation and FTE)
	Targeted VOCs, complaint response or site specific sampling at suspected source	Sample collected by SUMMA type canister, measured in lab, delayed results	\$181,000 (includes initial setup, annual operation and FTE)	\$151,000 (includes annual operation and FTE)
Local traffic, particularly PM that may impact vulnerable populations such as kids in schools	PM	PurpleAir (or other technology)	\$63,000 (\$300 per monitor, plus ~.50 FTE)	\$63,000 (\$300 per monitor, plus ~.50 FTE)

Addressing Climate Change



Front Range



Counties: Larimer, Weld, Boulder, Broomfield, Denver, Jefferson, Adams, Arapahoe, Douglas, El Paso, Pueblo

Population: 4.7 million (83 percent of the state population)

Exposure	Sensitive Populations	Readiness
7.5	6.8	4.5

Exposure: *Least vulnerable.* The Front Range experienced 56 days above 90 degrees, but did not report high rates of residents using medical services for heat-related illnesses.

Sensitive populations: *Least vulnerable.* The Front Range had the lowest percentage of underserved residents, at 5.9 percent, but it is home to some sensitive populations, including one of the highest proportions of residents under age 18.

Readiness: *Vulnerable.* An above-average proportion of residents believe that global warming is occurring, but no Front Range counties had local public health priority plans focused on clean air or clean water in 2012. The region does have the highest rate of residents living in a county with a county-level or city-level climate-related plan.

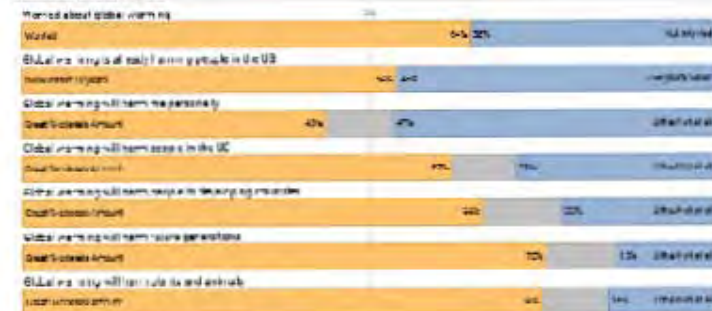


Public Opinion Estimates, Adams County, Colorado, 2016


BELIEFS



RISK PERCEPTIONS



POLICY SUPPORT



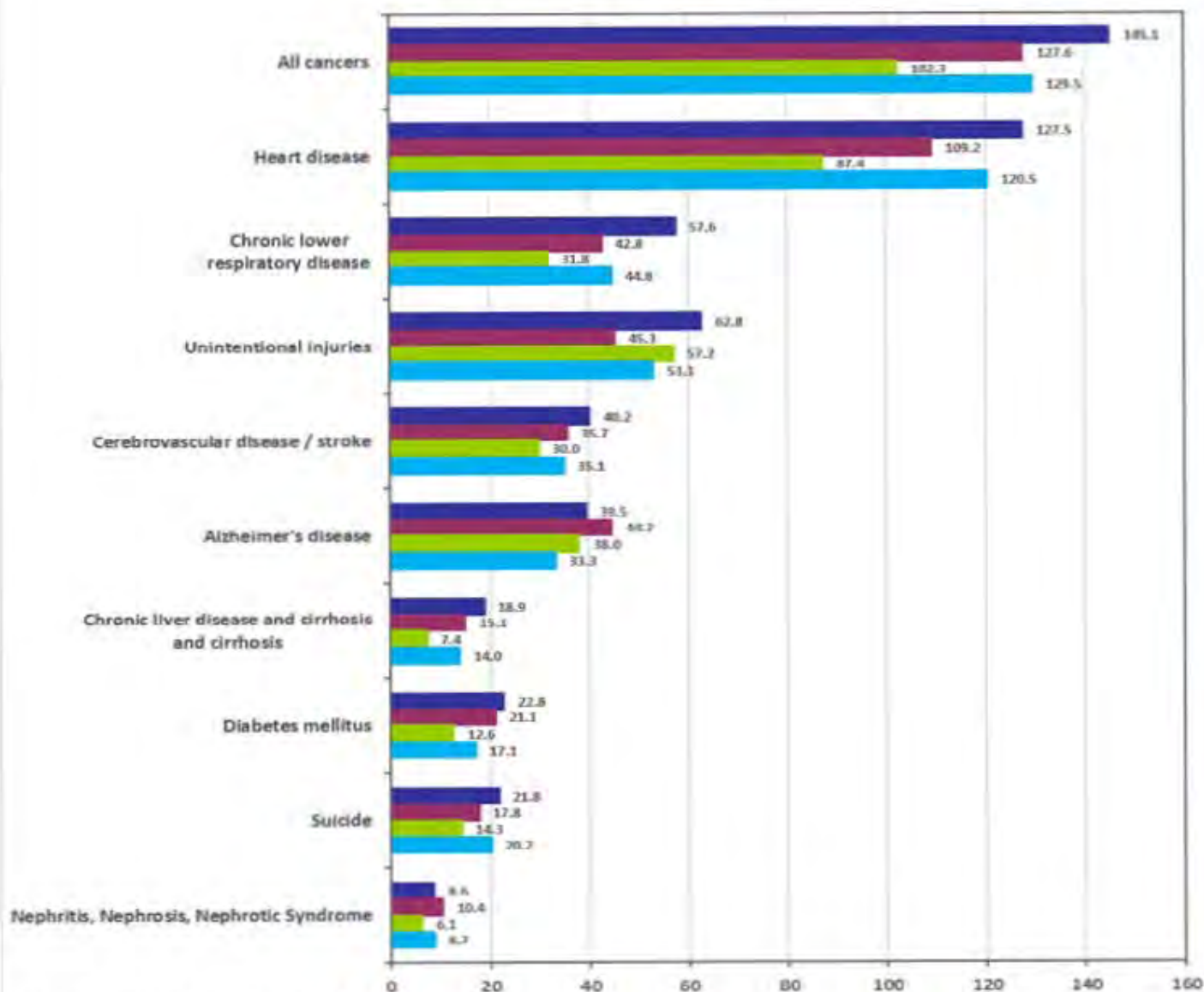
REHAVIONS



Ten Leading Causes of Death, 2017

Adams, Arapahoe and Douglas Counties and Colorado

Death Rates per 100,000 people*



*Age-adjusted to the U.S. 2000 standard population

Source: Vital Statistics Program,

CO Dept of Public Health & Environment

■ Adams ■ Arapahoe ■ Douglas ■ Colorado

Declining US Life Expectancy

- 3rd consecutive year of falling life expectancy
- Longest streak since 1915-18
- Primary causes of change
 - Drug overdoses, especially fentanyl
 - Suicide
 - Pneumonia/Flu
- Similar trends seen in CO

NCHS Data Brief ■ No. 328 ■ November 2018

Mortality in the United States, 2017

The Washington Post
Health & Science

U.S. life expectancy declines again, a dismal trend not seen since World War I

The New York Times

Suicide, at 50-Year Peak, Pushes Down US Life Expectancy

By The Associated Press

Nov. 29, 2018



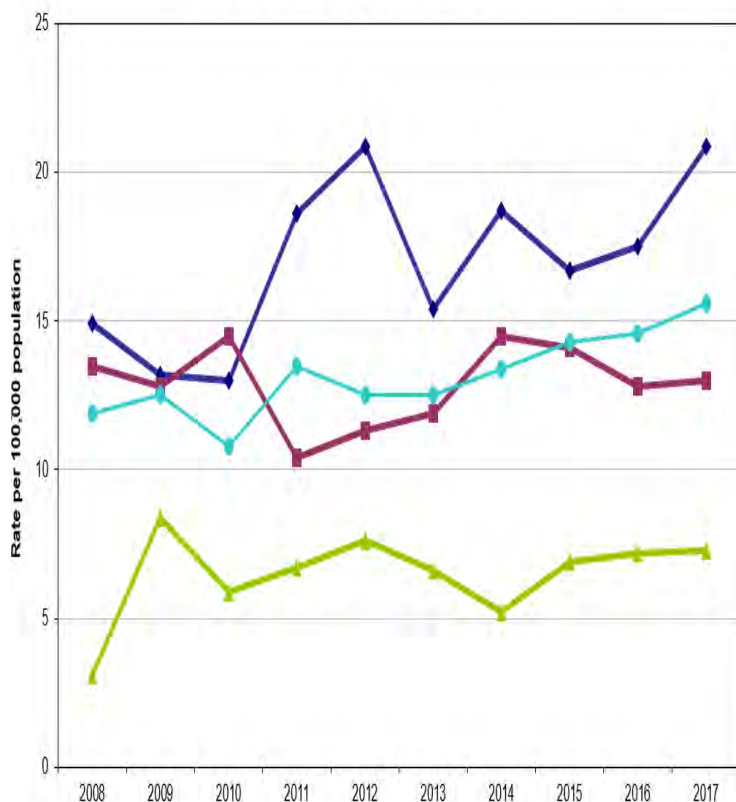
NEW YORK — Suicides and drug overdoses pushed up U.S. deaths last year, and drove a continuing decline in how long Americans are expected to live.

Overall, there were more than 2.8 million U.S. deaths in 2017, or nearly 70,000 more than the previous year, the Centers for Disease Control and Prevention said Thursday. It was the most deaths in a single year since the government began counting more than a century ago.

The increase partly reflects the nation's growing and aging population. But it's deaths in younger age groups — particularly middle-aged people — that have had the largest impact on calculations of life expectancy, experts said.

Deaths Due to Drug Overdose and Suicide in CO and Tri-County Area

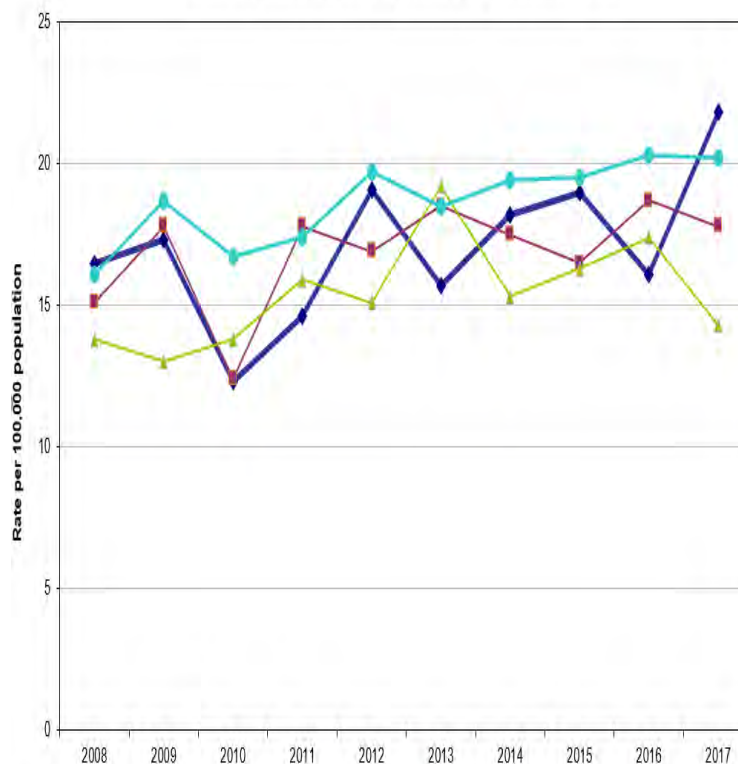
Deaths due to UNINTENTIONAL POISONINGS per 100,000 population*
Adams, Arapahoe and Douglas Counties and Colorado, 2008-2017



*Age-adjusted to the US 2000 standard population.
Source: Vital Statistics Branch,
Colorado Dept of Public Health & Environment

Adams Arapahoe Douglas Colorado

Deaths due to SUICIDE per 100,000 population*
Adams, Arapahoe and Douglas Counties and Colorado, 2008-2017

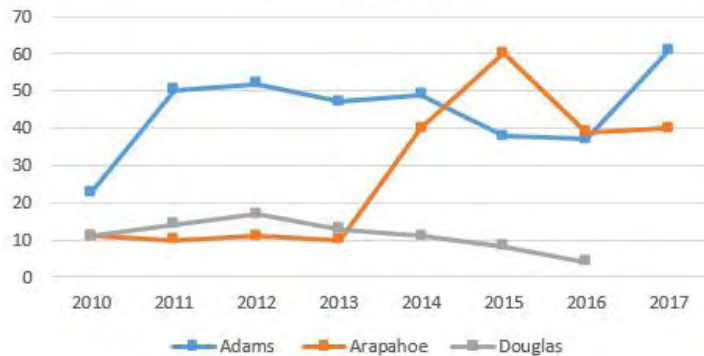


*Age-adjusted to the US 2000 standard population.
Source: Vital Statistics Branch,
Colorado Dept of Public Health & Environment

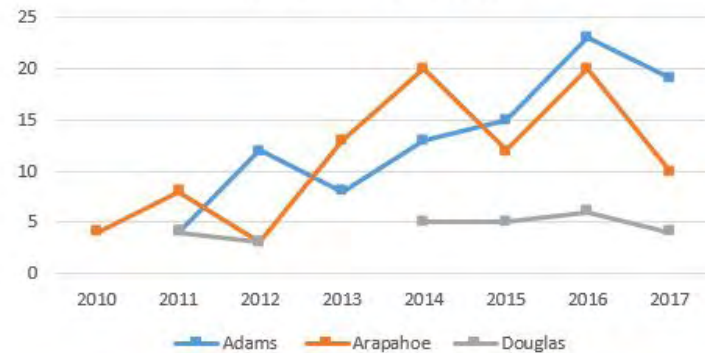
Adams Arapahoe Douglas Colorado

Deaths due to Prescription Opioids and Heroin 2010-17

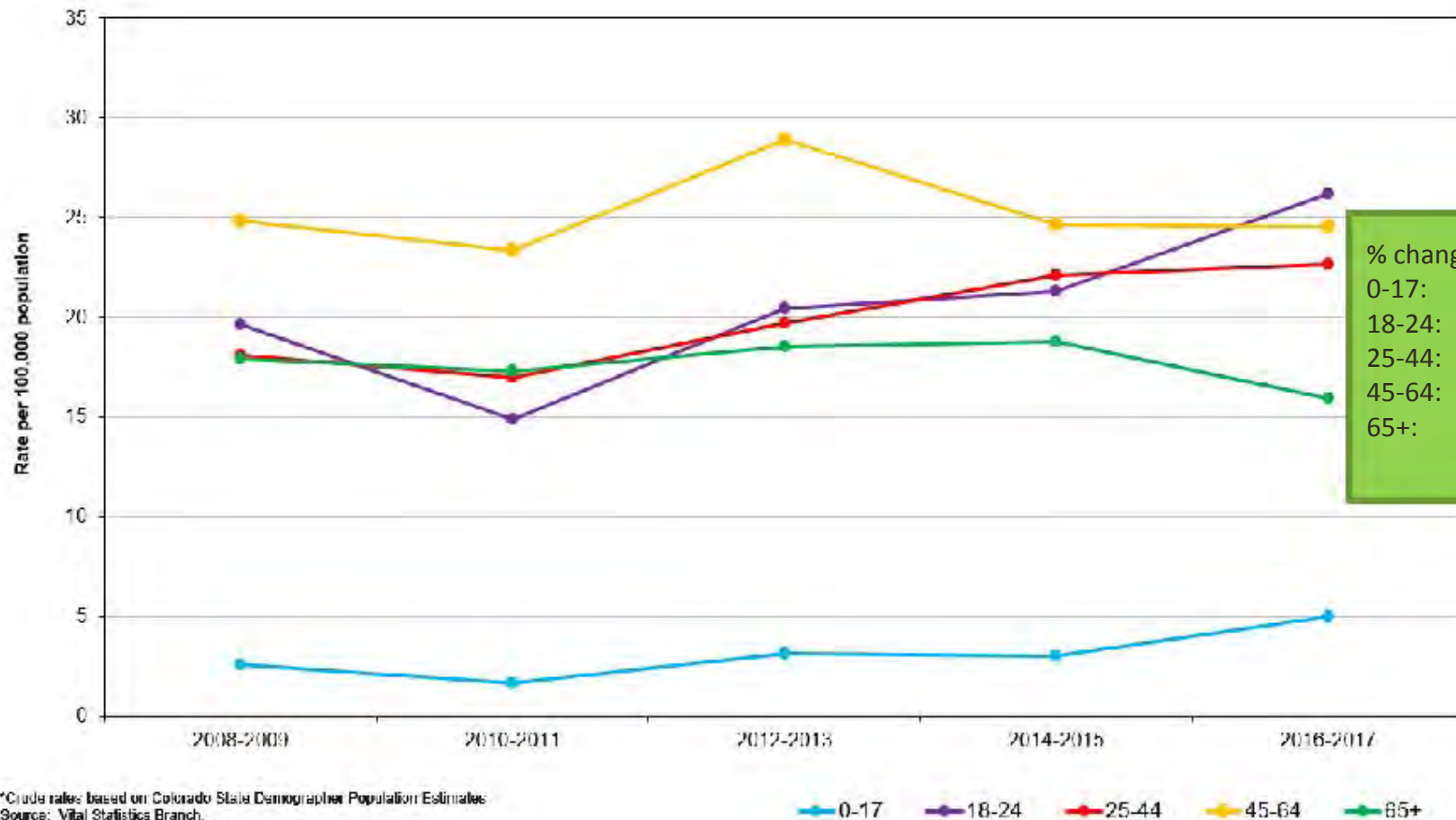
Prescription Opioid Overdose Deaths
(Counts 2010-2017)



Heroin Overdose Deaths
(Counts 2010-2017)

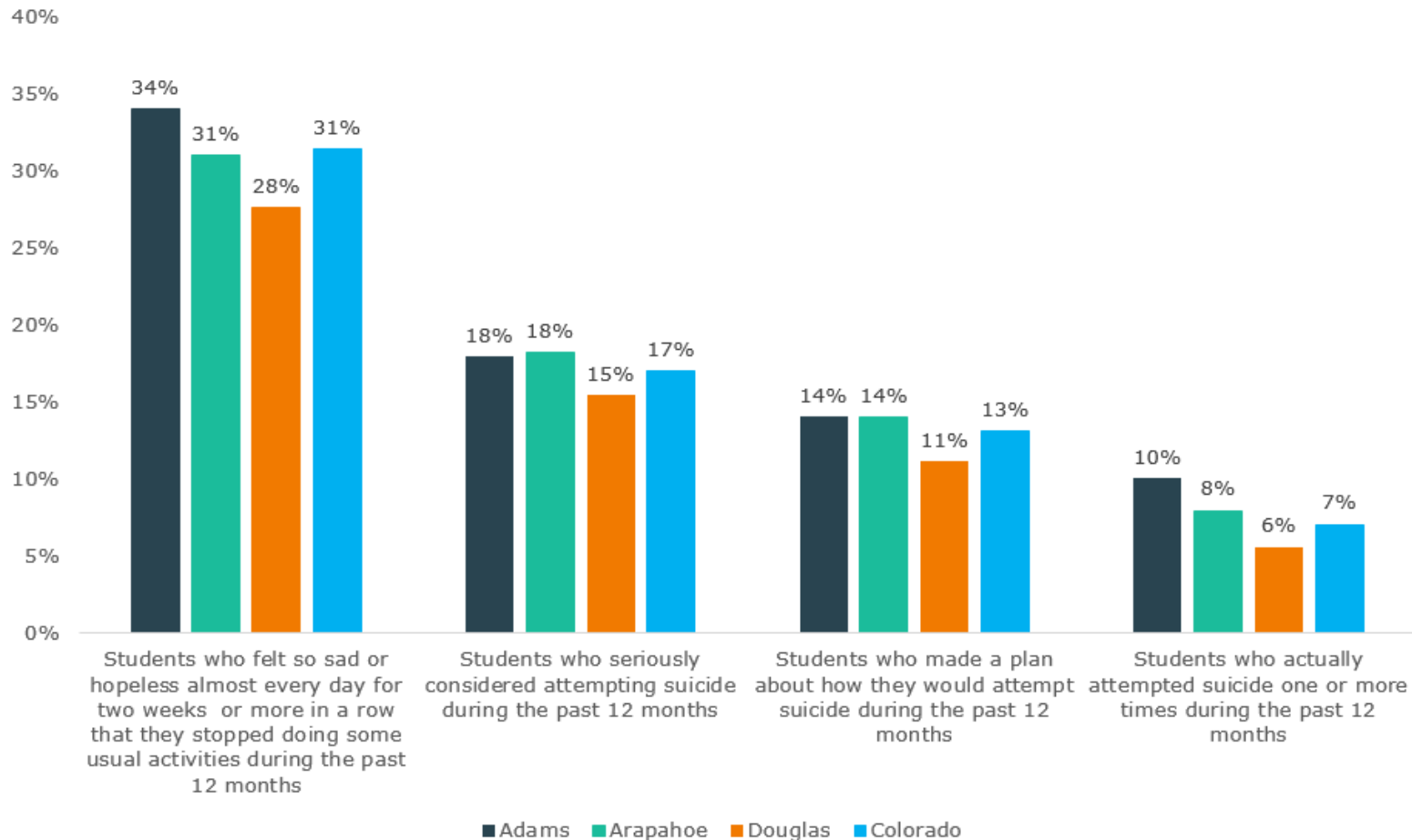


Deaths Rates from Suicide by Age Group Across TC Area 2008-2017



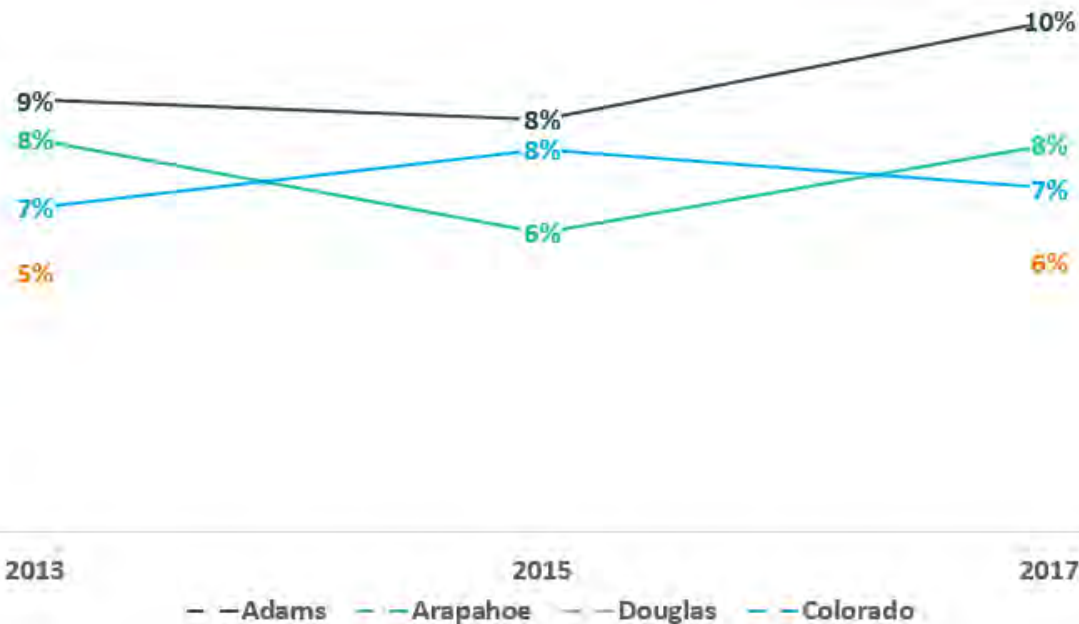
*Crude rates based on Colorado State Demographic Population Estimates
Source: Vital Statistics Branch,
Colorado Dept of Public Health & Environment

Mental Health Indicators among High School Students 2017



Source: Healthy Kids Colorado Survey, Colorado Department of Public Health and Environment

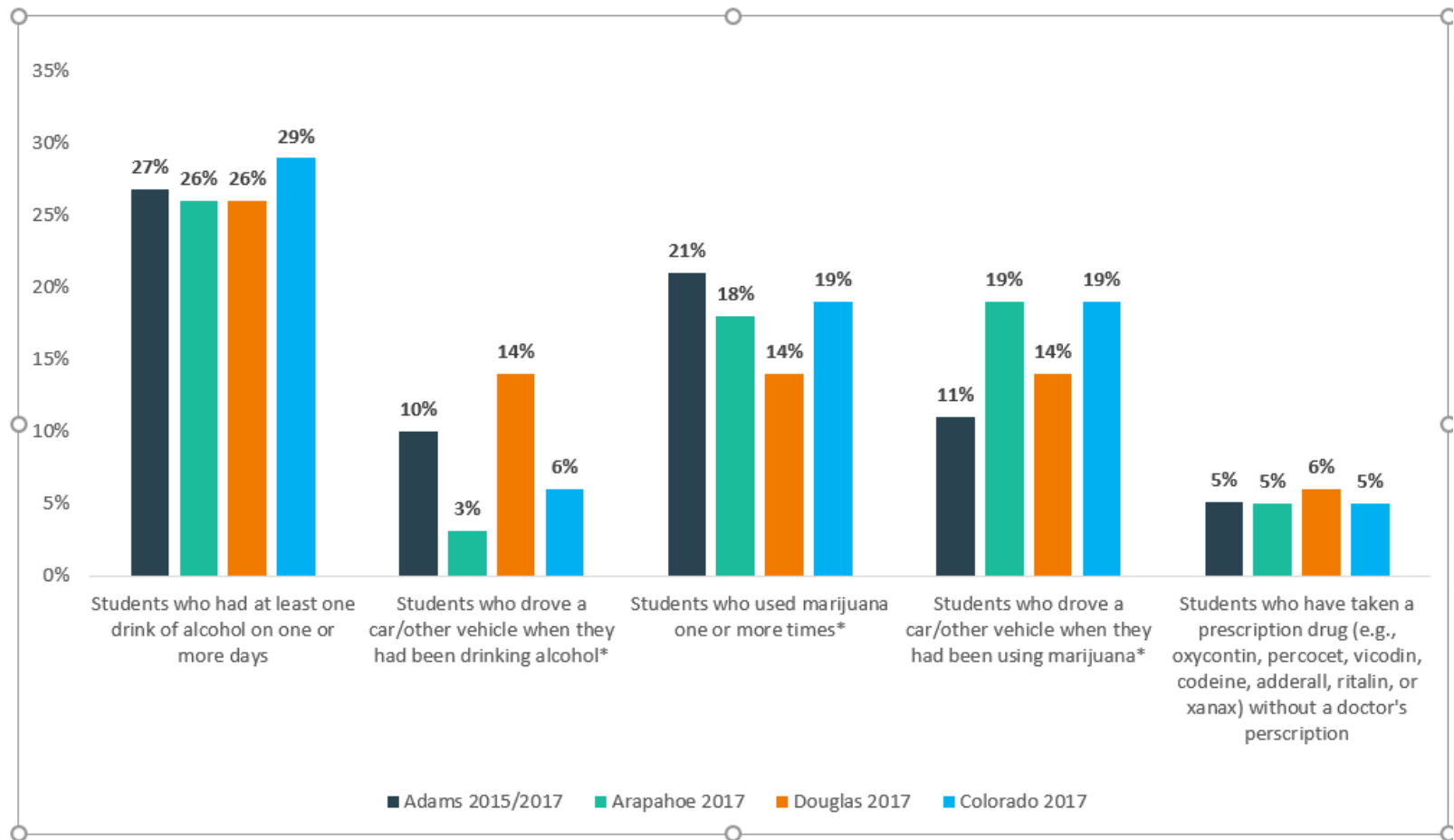
Percent of high school students who attempted suicide by county and year



Douglas County did not participate in the survey in 2015

Source: Healthy Kids Colorado Survey, Colorado Department of Public Health and Environment

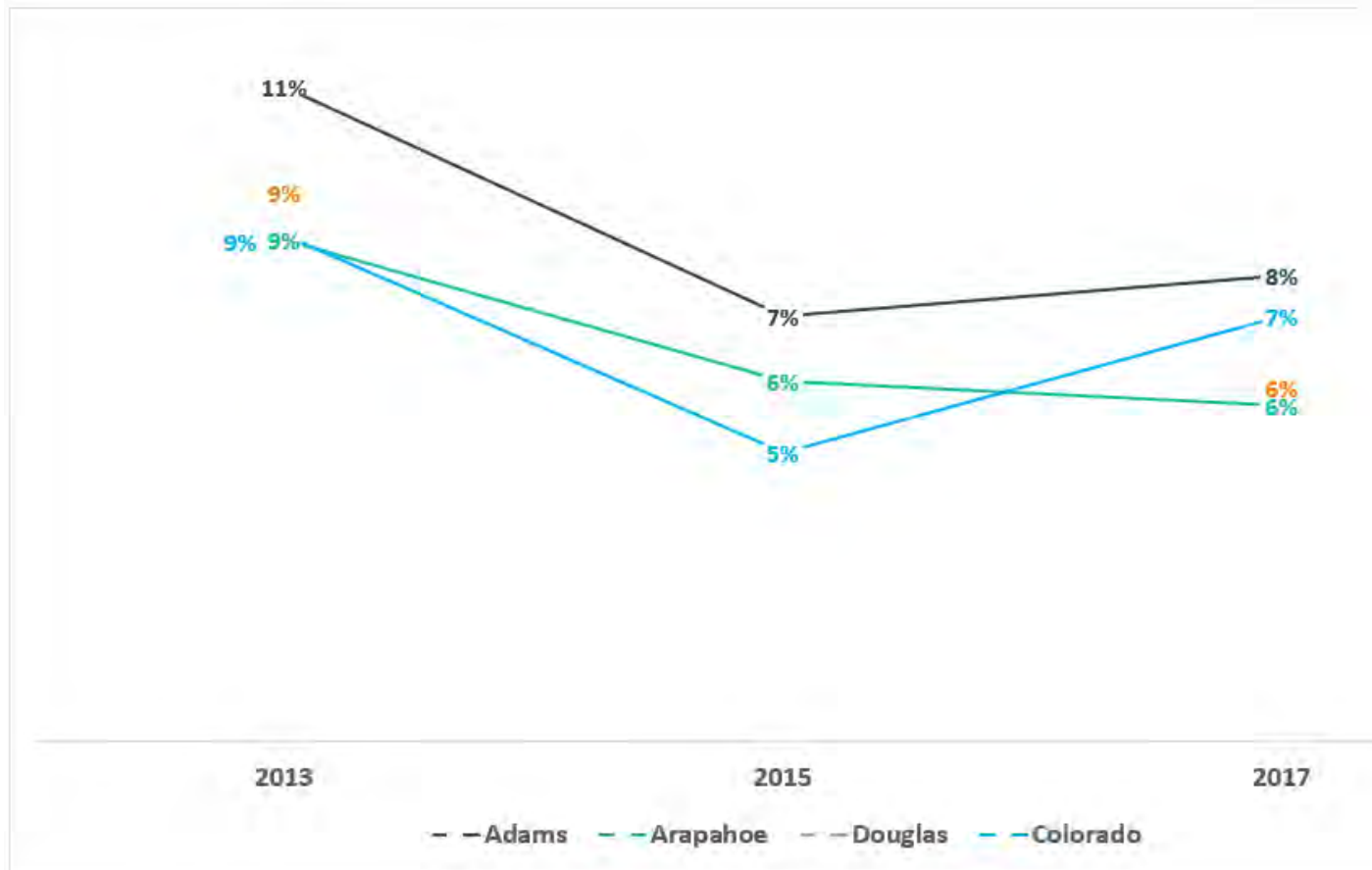
Substance abuse indicators among high school students, 2017



*Adams County values for these items are from 2015 as they were not asked in 2017

Source: Healthy Kids Colorado Survey, Colorado Department of Public Health and Environment

Percent of high school students who smoked cigarettes in past 30 days

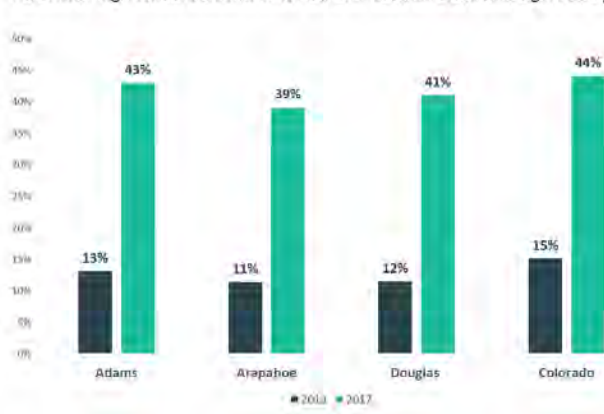


Source: Healthy Kids Colorado Survey, Colorado Department of Public Health and Environment

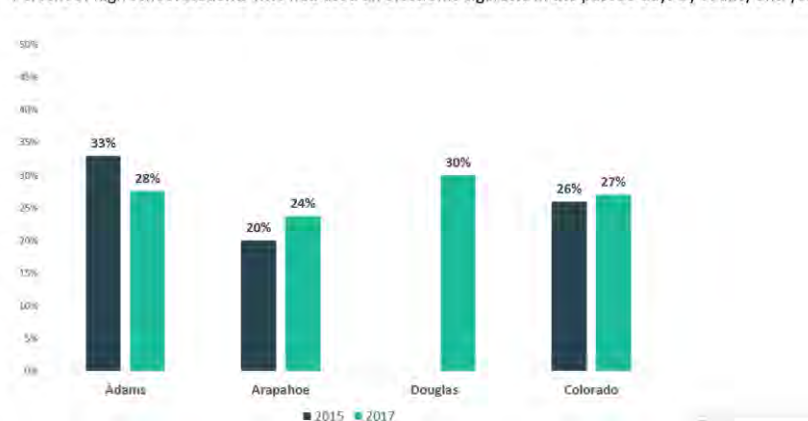
Youth Vaping: A Growing Concern

- Colorado ranks 1st in youth vaping
- Health issue
 - Nicotine addiction
 - Direct toxicity by vape chemicals to vaper and bystanders
- Public health responses
 - Education
 - Licensing (to include e-cigs)
 - Facilitated by HB 19-1033
 - Inclusion in CO Clean Indoor Air Act
 - Provided by HB 19-1076
 - Raising legal age of purchase (T-21)

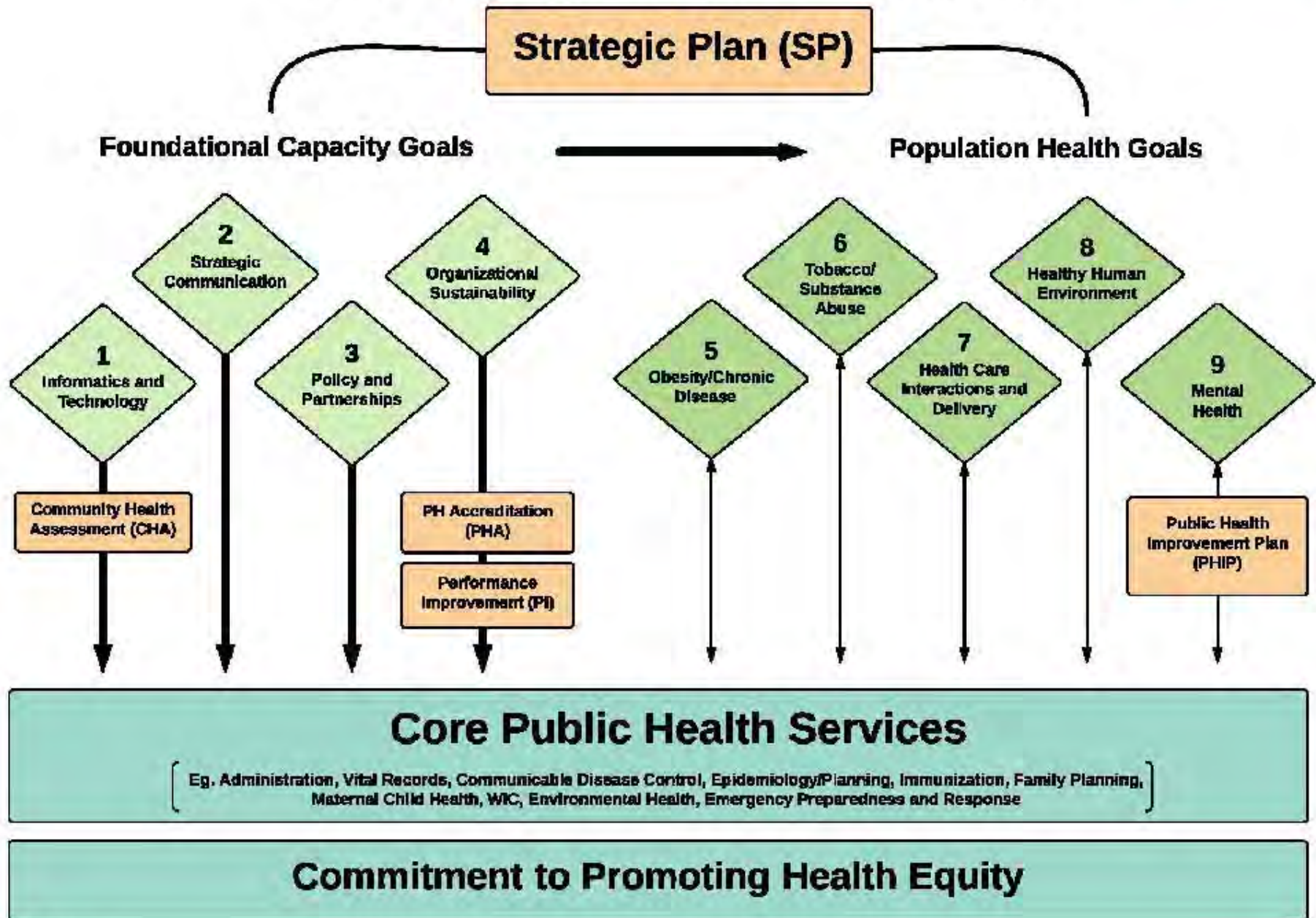
Percent of high school students who had ever used an electronic cigarette by county and year



Percent of high school students who had used an electronic cigarette in the past 30 days by county and year



TCHD Strategic Initiatives Framework



TCHD 2018 Community Health Assessment

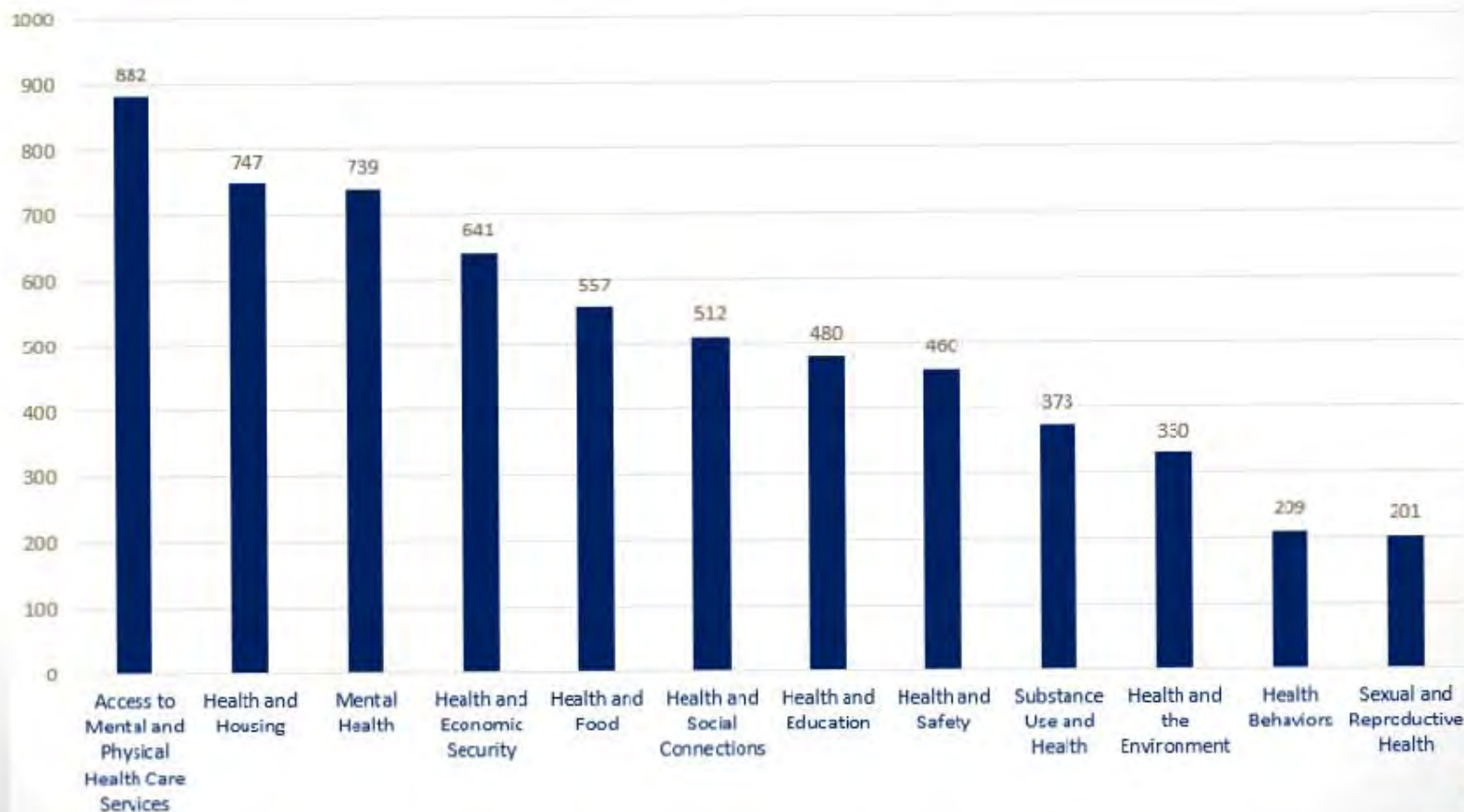
- Health Departments in Colorado required to complete a CHA every 5 years, leading to a PHIP
- Purpose: learn about the community including:
 - health of the population
 - contributing factors to higher health risks or poorer health outcomes
 - community assets and resources that can be mobilized to improve population health
- Based on input from our partners and stakeholders and community residents



TCHD 2018 Community Health Assessment

TCHD CHA Prioritization Survey

Ranked most important health problems in your community (N=420)



TCHD 2019-2024 Public Health Improvement Plan



Priority Area 1: Access to Mental and Physical Health Care Services

- Goal 1 Improve access to care through advocacy, policy development and implementation, and alignment of quality and/or performance measures
- Goal 2 Improve access to care through health insurance enrollment support and health care system navigation
- Goal 3 Decrease barriers to care



Priority Area 2: Mental Health

- Goal 1 Improve mental and behavioral health through advocacy, policy development and implementation, and shared performance measures
- Goal 2 Reduce poor health outcomes related to mental health



Priority Area 3: Health and Food

- Goal 1 Increase access to safe, nutritious, affordable and culturally relevant food, especially in communities with limited resources and communities of color
- Goal 2 Promote food security and healthy eating habits through messaging, education, advocacy, and policy development



Priority Area 4: Health and Housing (Developmental)

- Goal 1 Improve quality of housing for TCHD population, especially for those most vulnerable in our communities.*
- Goal 2 Improve access to attainable housing for TCHD population, especially for those most vulnerable in our communities.
- Goal 3 Prevent displacement of TCHD populations, especially for those most vulnerable in our communities.

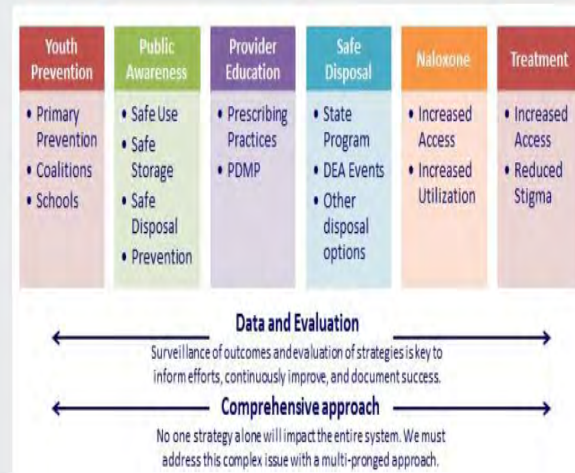


Tri-County Overdose Prevention Partnership

- Coalition of partners across our counties
- 6 overarching strategies in a comprehensive framework based on a foundation of data & evaluation
- Goals:
 - Reduce overdose deaths
 - Increase awareness and education of factors leading to and prevention death

Strategic Framework

Our work is structured around six overarching strategy areas, based upon the existing framework of the Colorado Consortium for Prescription Drug Prevention.



TCHD Substance Abuse Prevention Measures

Key health outcomes

- Deaths due to drug overdoses (opioids, other)
- Hospitalization due to drug overdose
- Youth substance use
 - Alcohol
 - Marijuana
 - Prescription drugs without a prescription
 - Controlled substances dispensed (% opioid)

Key program measures

- Youth prevention
 - # community coalitions actively engaged
 - # engaged partners in each coalition
- Public education
 - # public events
 - # media campaigns conducted
 - Campaign reach/impressions

Key Program Measures (cont.)

- Provider training
 - # provider educational opportunities
 - # providers trained
- Disposal
 - # safe disposal locations
 - Pounds of medications collected
- Naloxone
 - # law enforcement agencies carrying/trained
 - # pharmacies dispensing
- Syringe access services
 - Clients served
 - Syringes distributed, collected, disposed
 - Naloxone kits distributed/used
- Treatment provider capacity

Adams County

13 Permanent Medication Takeback Locations

Locations Reporting to CDPHE	Began	Q1 2019 Lbs.	2,547 Total Lbs.
Anschutz Campus PD (Aurora)	Nov 2016	104	618
Platte Valley Pharmacy (Brighton)	Nov 2016	55	142
Brighton PD	Mar 2017	93	871
Genoa Pharmacy (Thornton)	Jan 2018	119	370
Thornton PD	Jul 2018	48	267
Clinica Family Health (Thornton)	Aug 2018		43
Children's Hospital (Aurora)	Oct 2018	170	236
Commerce City PD	Feb 2019		0

Additional Locations

Aurora Police Department

Walgreens Locations in Aurora, Brighton, Commerce City, Thornton


24 locations total in TCHD district; 6 of those do not report lbs. data to CDPHE

Source: CDPHE

A Social Norming Campaign to Address Mental Health Stigma: Let's Talk Colorado

- Stigma reduces willingness to seek care for self, others
- **Lets talk Colorado (English and Spanish)**
 - Collaborative campaign across Metro Denver
 - Launched
 - Kick-off May 2017: MH Awareness Month
 - Reframed May 2018
 - May 2019 re-focus “how to engage men”, based on targeted focus groups (Spanish-speakers, Re-entry and recovery, Members of South Metro Denver Chamber, LGBTQI, Veterans)
- Supported by 300+ collaborating organizations
- Used across Denver Metro area and by other Health Depts across CO
 - 75+ million media impressions since launch (80+% unpaid)
- Key message: Start the conversation
 - *Talk*
 - *Seek help*
 - *Listen*

It takes strength to tell someone you're unhappy, stressed, or scared. It could be the first step to feeling better. Take a deep breath and talk to someone.

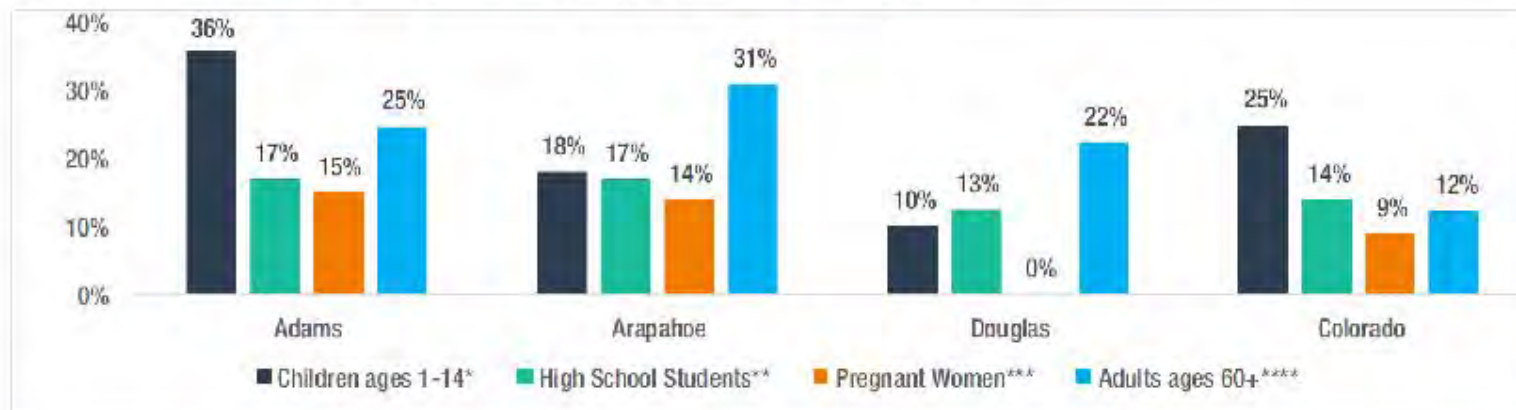


You don't have to have a heart-to-heart with a man you know to stand shoulder-to-shoulder. When he seems irritable or angry or just not himself, spend some time with him. Let him know he matters.



Food Insecurity in the TC Area

Figure 1: Food insecurity among different groups, by county, varied years



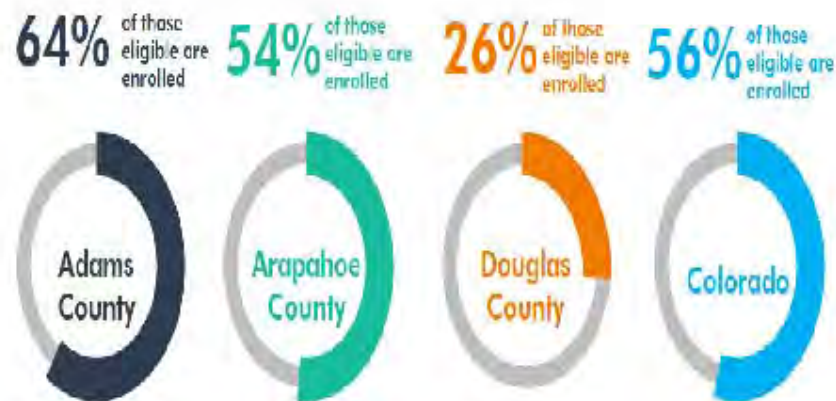
*Child Health Survey, CDPHE, 2016-2017. Percentage of parents of children ages 1-14 who sometimes or often relied on only a few kinds of low-cost food to feed their child because they were running out of money to buy food in the past 12 months

**Healthy Kids Colorado Survey, Arapahoe, Douglas, and Colorado 2017, Adams 2015. Percentage of 9-12 grade students who went hungry in the last 30 days sometimes, most of the time, or always because of lack of food at home

***Pregnancy Risk Assessment Monitoring System, CDPHE 2016. Percentage of postpartum women who over ate less than they felt they should because there wasn't enough money to buy food during the 12 months before their new baby was born

****Behavioral Risk Factor Surveillance System, CDPHE, 2015. Percent who were sometimes, usually, or always worried or stressed about having enough money to buy nutritious meals

Figure 3: WIC Enrollment, 2014-2016



Healthy Farmer's Market: Thornton

- Partners include American Heart Association, Anythink Libraries, City of Thornton, Lulu's Farm and TCHD
- 2018 opened at Anythink Huron Street Library
- Targeting young children, pregnant mothers and older adults; timed during story time
- Multiple community resources available and local vendors
- Increasing ability to utilize WIC, SNAP and Double Up Food Bucks with the Farmer
- Expansion to Anythink Wright Farms Library in 2019
- Working on Sustainability model that can be duplicated in other communities



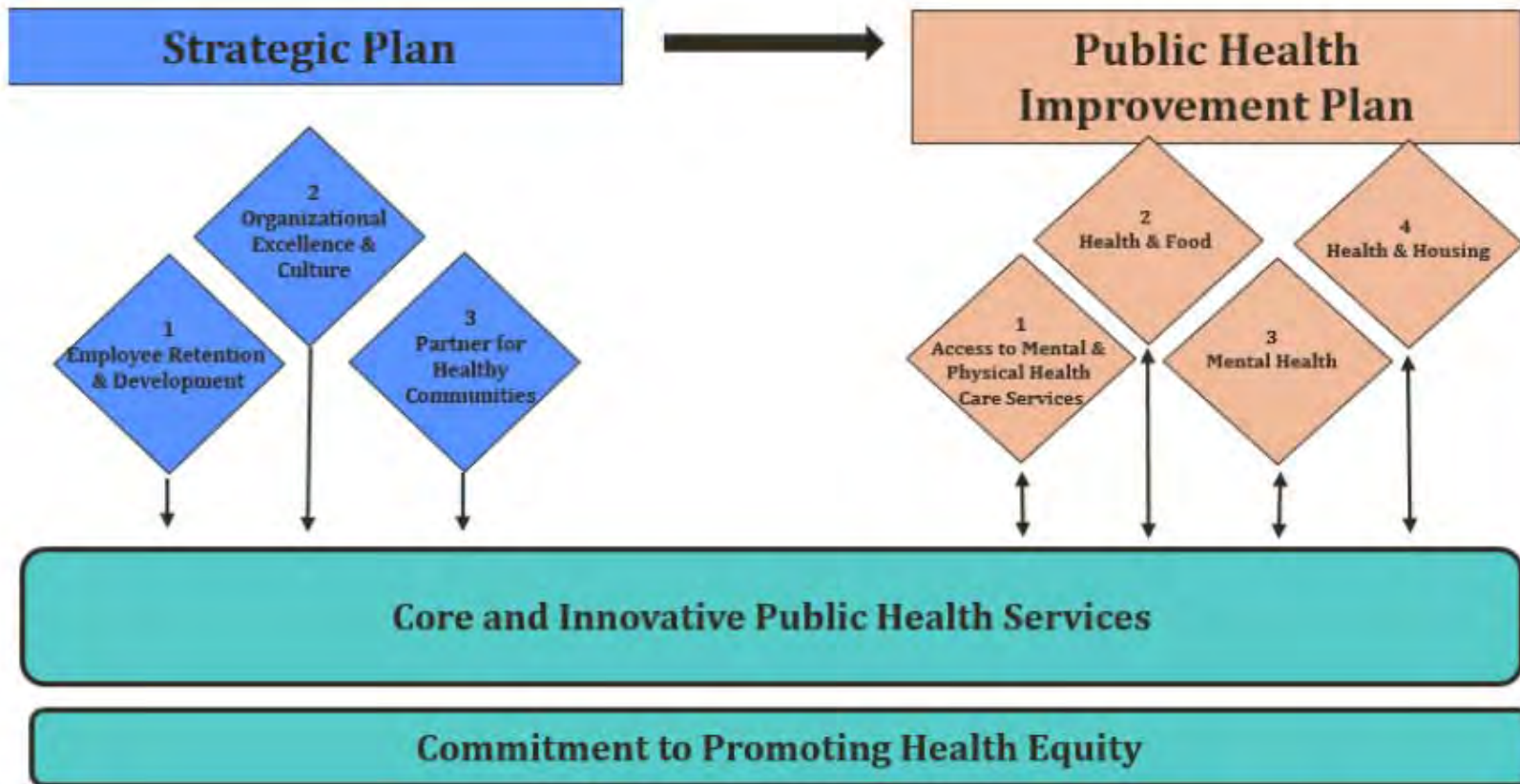
Hidden Sugar

Upcoming Education and Listening Sessions

- Summer 2019
- At Adams County events
- TCHD will provide information and listen to residents, gathering opinions and reactions on strategies for promoting healthy beverages and reducing sugary beverage consumption in their municipalities.



TRI-COUNTY HEALTH DEPARTMENT PRIORITIES 2019-2024



Partnerships Are Key



- TCHD has a growing collaboration with other Metro area Health Depts
 - Boulder
 - Broomfield
 - Denver
 - Jefferson
- Key areas of focus
 - Behavioral Health
 - Data Sharing
 - Healthy Eating Active Living
 - Partner Alignment
 - Hospitals
 - *Human Services*
 - *Environmental Health/Climate Change*
 - Recognized as a NACCHO Promising Practice

MDPH/CO Human Services Directors
Association Collaboration

**Building a Collective Strategy for Child
Maltreatment Prevention Through Early
Childhood Investments**

Legislative Update

- Tobacco
 - HB19-1033: Local Governments May Regulate Nicotine Products
 - HB19-1076: Clean Indoor Air Act Add E-Cigarettes Remove Exceptions
- Behavioral health
 - HB19-1269: Mental Health Parity Insurance Medicaid
 - SB19-228: Substance Use Disorders Prevention measures
- Immunization: HB19-1312-School Immunization Requirements
- Environmental Health
 - HB19-1014 Retail Food Inspection and Suspension
 - HB19-1279 Regulation Of Firefighting Foams And Protective Equipment

Upcoming Tobacco and Electronic Smoking Task Force: Adams County Communities

- Focus: Explore regional approaches to tobacco and vaping sales and enforcement
- Discussions occurring among Northglenn, Thornton, Westminster, possibly others
- First meeting: Late May/early June (date TBD)
- TCHD staff will educate members on electronic smoking products, rates, relevant legislation, and evidence-based policy solutions.
- Intended outcomes:
 - Peer learning from neighboring municipalities exploring licensing/sale legislation
 - Identification of recommended next steps

OPINION > EDITORIALS

Editorial: Three ways to stop Colorado teens from vaping

There's much on the table at the state and local level to respond to this epidemic



By THE DENVER POST EDITORIAL BOARD |

April 27, 2019 at 6:00 am



- Raise age of legal purchase to 21
- Licensure to reduce under-age sales
- Increase taxes and include e-cigarettes

Restaurant Ratings Consumer Focus Groups

- CDPHE approved ratings system – (Excellent, Good, Fair, Marginal, Unacceptable)
- Displaying ratings by LPHA is voluntary
- CDPHE proposed new system
- Desire for broad consumer input statewide on ratings and methods of communication



Policy

Tri-County Health Department Board of Health	Short Title: Policies Regarding 1. Communications and Testimony to the Colorado Legislature and 2. Media Communications
Subject: Procedures to be followed by the Executive Director when providing external communications to the Colorado legislature or other legislative bodies.	Effective Date: 4/9/2019 Revision Date(s): None
Approved by:  President, Board of Health	 Date

Procedures to be followed for legislative testimony, emails to legislators, editorials

- ED to notify BOH President
- President will notify other BOH members, including designated BOH representatives from each county who will notify their respective Commissioners
- All communication will specifically state that it represents the position of TCHD but not the Commissioners of Adams, Arapahoe, or Douglas Counties
- Annual summaries of testimony, legislative emails, and editorials to be provided to BOH and distributed to Commissioners

Looking forward: Opportunities & Challenges

- Implementing our broader 2019-2024 PHIP
- Finalizing our 2019-2024 Strategic Plan
- Addressing health and policy needs across a diverse jurisdiction
- Expanding and maturing our partnerships
- Public health transformation as a vehicle for messaging and resources
- Addressing Health Equity/SDOH



STUDY SESSION AGENDA ITEM

DATE:	May 14, 2019
SUBJECT:	Second Amendment to the 2019 Adopted Budget
FROM:	Nancy Duncan, Budget Director
AGENCY/DEPARTMENT:	Budget Department
ATTENDEES:	Budget Department
PURPOSE OF ITEM:	Review requested amendment items with the Board of County Commissioners and answer any questions regarding these items.
STAFF RECOMMENDATION:	After review of the Second Amendment, to adopt the 2019 Second Budget Amendment at a future Public Hearing.

BACKGROUND:

This is to amend the 2019 Adams County Budget

AGENCIES, DEPARTMENTS OR OTHER OFFICES INVOLVED:

County Manager's Office and Budget Department

ATTACHED DOCUMENTS:

2019 2nd Amendment Summary
2019 2nd Amendment Detail

FISCAL IMPACT:

Please check if there is no fiscal impact ☐. If there is fiscal impact, please fully complete the section below.

Fund:**Cost Center:**

	Object Account	Subledger	Amount
Current Budgeted Revenue:			
Additional Revenue not included in Current Budget:			
Total Revenues:			


	Object Account	Subledger	Amount
Current Budgeted Operating Expenditure:			
Add'l Operating Expenditure not included in Current Budget:			
Current Budgeted Capital Expenditure:			
Add'l Capital Expenditure not included in Current Budget:			
Total Expenditures:			

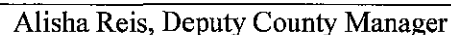
New FTEs requested: ☐ YES ☐ NO

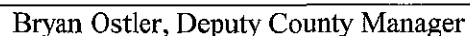
Future Amendment Needed: ☐ YES ☐ NO

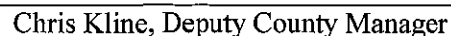
Additional Note:

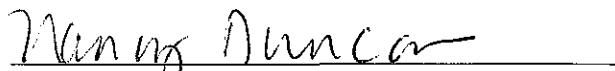
Due to the length of the amendment, please see attached Amendment Summary and Amendment Detail for fiscal impact.

APPROVAL SIGNATURES:

Raymond H. Gonzales, County Manager

Alisha Reis, Deputy County Manager

Bryan Ostler, Deputy County Manager

Chris Kline, Deputy County Manager**APPROVAL OF FISCAL IMPACT:**

Nancy Dunca
Budget

Exhibit A - Amendments

Second Amendment to the 2019 Budget

Resolution No. TBD

For Adoption on May 21, 2019

Study Session: May 14, 2019



Purpose of Resolution:

A resolution to amend the 2019 Budget. Summary information by Fund and Department is listed below. Additional detailed information is attached for consideration and review.

Fund	Department	Expenditure Amount	Revenue Amount	Use of Fund Balance	FTE
GENERAL FUND	County Manager's Office	\$ 1,652,046	\$ 13,833	\$ 1,638,213	3.00
	Community & Economic Development	112,506	-	112,506	2.00
	Finance - Accounting	37,348	-	37,348	1.00
	Information Technology & innovation	190,572	-	190,572	1.00
	Parks - Regional Park	483,743	-	483,743	0.00
	Sheriff's Office	411,801	411,801	-	0.00
	Treasurer's Office	50,000	-	50,000	0.00
	General Fund	(4,000)	-	(4,000)	0.00
CAPITAL FACILITIES FUND	Fleet & Facilities Management	1,826,568	-	1,826,568	0.00
SOCIAL SERVICES FUND	Human Services	79,600	79,600	-	1.00
DEVELOPMENTALLY DISABLED FUND	Developmentally Disabled	267,463	-	267,463	0.00
OPEN SPACE PROJECTS FUND	Parks & Open Space - Open Space Projects	-	1,055,000	(1,055,000)	0.00
WASTE MANAGEMENT FUND	Community & Economic Development	1,298,193	1,500,000	(201,807)	0.00
DIA NOISE MITIGATION FUND	Finance	1,055,000	-	1,055,000	0.00
COMMUNITY DEVELOPMENT BLOCK GRANT (CDBG)	CDBG	-	-	-	-4.00
HEAD START FUND	Head Start	61,926	61,926	-	0.00
GOLF COURSE FUND	Golf Course - Facilities	2,000	-	2,000	0.00
COLORADO AIR & SPACE PORT FUND	Colorado Air & Space Port	2,000,000	1,800,000	200,000	0.00
FLATROCK FUND	FLATROCK - Facilities	2,000	-	2,000	0.00
Total Appropriation		\$9,526,766	\$4,922,160	\$4,604,606	4.00

Fund Summary	Expenditure Amount	Revenue Amount	Use of Fund Balance	FTE
GENERAL FUND	\$ 2,934,016	\$ 425,634	\$ 2,508,382	7.00
CAPITAL FACILITIES FUND	1,826,568	-	1,826,568	0.00
SOCIAL SERVICES FUND	79,600	79,600	-	1.00
DEVELOPMENTALLY DISABLED FUND	267,463	-	267,463	0.00
OPEN SPACE PROJECTS FUND	-	1,055,000	(1,055,000)	0.00
WASTE MANAGEMENT FUND	1,298,193	1,500,000	(201,807)	0.00
DIA NOISE MITIGATION FUND	1,055,000	-	1,055,000	0.00
COMMUNITY DEVELOPMENT BLOCK GRANT (CDBG) FUND	-	-	-	-4.00
HEAD START FUND	61,926	61,926	-	0.00
GOLF COURSE FUND	2,000	-	2,000	0.00
COLORADO AIR & SPACE PORT FUND	2,000,000	1,800,000	200,000	0.00
FLATROCK FUND	2,000	-	2,000	0.00
Total Appropriation	\$9,526,766	\$4,922,160	\$4,604,606	4.00

AMENDMENTS

Second Amendment to the 2019 Budget
Resolution No. TBD
For Adoption on May 21, 2019
Study Session: May 14, 2019



Department - (Division)	Source of Funding (Carryover, Fund Balance, Grant, Miscellaneous Revenue)	Expenditure Amount	Revenue Amount	Use of Fund Balance	Ongoing (X)	Reason for Amendment	FTE
GENERAL FUND							
County Manager's Office - Admin/Org	Fund Balance	\$ 1,500,000	\$ -	\$ 1,500,000		The Solid Waste Fund has expended all unrestricted funds available for the shooting range clean up. To complete the project, this transfer to the Solid Waste Fund is necessary. This was discussed at Study Session on October 18, 2018.	
County Manager's Office - Admin/Org	Fund Balance	66,046		66,046	X	After looking at vacant FTEs throughout the county, it was determined four FTEs in Community Development had been vacant since 2017. Two of these positions will be reallocated at the County Manager's discretion.	2.0
County Manager's Office - CJCC	Fund Balance	25,000	-	25,000		Consistent funding is requested for annual membership for the behavioral health dashboard and analytics tool. Grant funding has proved unreliable. This will allow continuation using the dashboard.	
County Manager's Office - Poverty Reduction	Fund Balance	61,000	13,833	47,167		A project designated Census Liaison was approved for the Poverty Reduction Division. This was discussed at Study Session on February 19, 2019. 36 month assignment, with cities contributing revenue to support the position.	1.0
Community & Economic Development	Fund Balance	52,979	-	52,979		Due to workload, a project designated Senior Planner was approved in Study Session on February 19, 2019. This planner will be dedicated to Colorado Air & Space Port development. 36 month assignment.	1.0
Community & Economic Development	Fund Balance	59,527	-	59,527		Due to workload, a project designated Economic Development Administrator is recommended by the County Manager. This is a 60 month assignment and will work with the CMO to identify and develop opportunity zones.	1.0
Finance - Accounting	Fund Balance	37,348	-	37,348	X	Reallocation of CDBG FTE to Accounting for Accountant I.	1.0
Information Technology & <i>innovation</i>	Fund Balance	125,000	-	125,000		The costs of JDEdwards was more than anticipated due to Oracle's stance to not honor previous discounts offered by PeopleSoft.	
Information Technology & <i>innovation</i>	Fund Balance	65,572	-	65,572	X	Reallocation of one CDBG FTE to Information Technology & <i>innovation</i> for JDE Developer.	1.0
Parks - Regional Park	Fund Balance	483,743	-	483,743		The decommissioning of the Sewer Lagoon is to be completed in 2019. This additional amount will allow work to be completed. The Special Connection Agreement Metro Wastewater Reclamation District is to be heard in Study Session April 23, 2019.	
Sheriff's Office	Grant Revenue	10,000	10,000	-		CDOT awarded the Sheriff's Office the Click It or Ticket grant for seatbelt enforcement.	

Department - (Division)	Source of Funding (Carryover, Fund Balance, Grant, Miscellaneous Revenue)	Expenditure Amount	Revenue Amount	Use of Fund Balance	Ongoing (X)	Reason for Amendment	FTE
Sheriff's Office	Grant Revenue	125,000	125,000	-		As in previous years, CDOT has awarded the Sheriff's Office the LEAF grant for DUI High Visibility Enforcement.	
Sheriff's Office	Misc. Revenue	195,801	195,801	-		The Colorado Rangers Law Enforcement Reserve (CLER) is requesting to utilize the FLATROCK training facility. This expense will be covered fully by CLER. There is an IGA for this use.	
Sheriff's Office	Misc. Revenue	81,000	81,000	-		An IGA is in place to provide video services to the cities so that do not have to transport inmates who are in the jail. The cities are covering this cost.	
Treasurer's Office	Fund Balance	50,000	-	50,000		The Treasurer is continuing the scanning efforts resulting in digitization of all historical records.	
Golf Course Fund & FLATROCK Fund	Fund Balance	(4,000)	-	(4,000)		These HVAC projects were incorrectly included in the General Fund when they should have been in the FLATROCK Fund and the Golf Course Fund in the First Amendment of 2019.	
TOTAL GENERAL FUND		\$2,934,016	\$425,634	\$2,508,382			7.0

CAPITAL FACILITIES FUND

Facilities & Fleet - Fleet/Public Works Bldg.	Fund Balance	\$1,326,568	\$ -	\$1,326,568		This budget was originally appropriated in 2018 and is being carried over to 2019 to continue design and start construction on the Fleet/Public Works Building.	
Facilities & Fleet - Wash Bay at Strasburg	Fund Balance	500,000	-	500,000		This budget was originally appropriated in 2018 and is being carried over to 2019 to continue construction on the addition of a wash bay the Strasburg Fleet Building.	
TOTAL CAPITAL FACILITIES FUND		\$1,826,568	\$0	\$1,826,568			0.0

SOCIAL SERVICES FUND

Human Services	Misc. Revenue	\$79,600	\$79,600	\$0		Adams County has been awarded \$204,338 of incentive funds from the Dept of Agriculture, Food and Nutrition Services. WE have proposed that we utilize our incentive dollars to create a SNAP Outreach Specialist position for the next 2 years. The Outreach Specialist will be responsible for traveling throughout the county to increase awareness of and enrollment in SNAP eligible families.	1.0
TOTAL SOCIAL SERVICES FUND		\$79,600	\$79,600	\$0			1.0

Department - (Division)	Source of Funding (Carryover, Fund Balance, Grant, Miscellaneous Revenue)	Expenditure Amount	Revenue Amount	Use of Fund Balance	Ongoing (X)	Reason for Amendment	FTE
-------------------------	--	-----------------------	-------------------	------------------------	----------------	----------------------	-----

DEVELOPMENTALLY DISABLED FUND

Developmentally Disabled	Fund Balance	\$267,463	\$ -	\$267,463		An additional amount is being distributed to North Metro Community Services for distribution to Developmental Pathways serving residents in Adams County. This was discussed in Study Session on February 12, 2019.	

TOTAL DEVELOPMENTALLY DISABLED FUND\$267,463\$0\$267,4630.0

OPEN SPACE PROJECTS FUND

Parks & Open Space - Open Space Projects	Transfer	\$ -	\$1,055,000	(\$1,055,000)		Partial Fund Balance is to be transferred from DIA Noise Mitigation Fund to the Open Space Projects Fund. This additional amount will be used to make Open Space acquisitions. One example is the Murata Brothers Farm acquisition. This was discussed at Study Session on September 28, 2018.	

TOTAL OPEN SPACE PROJECTS FUND\$0\$1,055,000(\$1,055,000)0.0

WASTE MANAGEMENT FUND

Community & Economic Development	Transfer	\$1,298,193	\$1,500,000	(\$201,807)		Due to uncertainties during the shooting range site assessment process, the amount needed was undetermined at budget adoption. The engineer's estimate to complete the clean up allows for an accurate request for funds. This was discussed at Study Session on October 30, 2018.	

TOTAL WASTE MANAGEMENT FUND\$1,298,193\$1,500,000(\$201,807)0.0

DIA NOISE MITIGATION FUND

Finance	Transfer	\$1,055,000	\$ -	\$1,055,000		Partial Fund Balance is to be transferred from DIA Noise Mitigation Fund to the Open Space Projects Fund. This additional amount will be used to make Open Space acquisitions. One example is the Murata Brothers Farm acquisition. This was discussed at Study Session on September 28, 2018.	

TOTAL DIA NOISE MITIGATION FUND\$1,055,000\$0\$1,055,0000.0

Department - (Division)	Source of Funding (Carryover, Fund Balance, Grant, Miscellaneous Revenue)	Expenditure Amount	Revenue Amount	Use of Fund Balance	Ongoing (X)	Reason for Amendment	FTE
-------------------------	--	-----------------------	-------------------	------------------------	----------------	----------------------	-----

COMMUNITY DEVELOPMENT BLOCK GRANT (CDBG) FUND

CDBG		\$ -	\$ -	\$ -		Reallocation of FTEs to General Fund	(4.0)
TOTAL CDBG FUND		\$0	\$0	\$0			(4.0)

HEAD START FUND

Head Start	Grant Funding	\$61,926	\$61,926	\$ -		Additional grant funding was received by Head Start. This was discussed at Study Session on November 20, 2018.	
TOTAL HEADSTART FUND		\$61,926	\$61,926	\$0			0.0

GOLF COURSE FUND

Golf Course - Facilities		\$2,000	\$ -	\$2,000		Funding for this HVAC project was appropriated in the General Fund in error in the First Amendment. This is to correct the error.	
TOTAL GOLF COURSE FUND		\$2,000	\$0	\$2,000			0.0

COLORADO AIR & SPACE PORT FUND

Colorado Air & Space Port	Grant & Fund Balance	\$2,000,000	\$1,800,000	\$ 200,000		Funding for a project at another airport came in below budget giving the FAA an opportunity to fund the rehab of the main terminal ramp at CASP. This project was projected to take place in 2021. With the current funding from the FAA available now, CASP would like to move forward with the project now.	
TOTALCOLORADO AIR & SPACE PORT FUND		\$2,000,000	\$1,800,000	\$200,000			0.0

FLATROCK FUND

FLATROCK - Facilities	Fund Balance	\$2,000	\$ -	\$2,000		Funding for this HVAC project was appropriated in the General Fund in error in the First Amendment. This is to correct the error.	
TOTALFLATROCK FUND		\$2,000	\$0	\$2,000			0.0

TOTAL ALL FUNDS - 2019 2nd AMENDMENT

\$9,526,766	\$4,922,160	\$4,604,606	4.0
-------------	-------------	-------------	-----